

SELF-LED ACTIVITY

1066: PLAN YOUR CAMPAIGN



KS2

KS3

Recommended for

KS2 & KS3 (History, Geography, English)

Learning objectives


- Imagine being William of Normandy and make strategic decisions about how, when and where to invade England.
- Consider why William of Normandy chose Pevensey as a landing spot and staging ground from which to launch his take-over campaign in 1066.

Time to complete

Approx. 30 minutes



William the Conqueror (above) and his Norman soldiers (below) landed their ships at Pevensey on 28 September 1066.



SUMMARY

Start by showing students Source 7 (on page 59), which shows St Valéry, where William of Normandy and his fleet of Norman ships set sail from. It also shows Pevensey, where they landed, and Hastings, where they eventually met and defeated King Harold's Anglo-Saxon army.

Next, view our online article 'How to Organise a Norman Invasion Fleet', which features sections of the Bayeux Tapestry relevant to this activity: www.english-heritage.org.uk/learn/1066-and-the-norman-conquest/how-to-organise-a-norman-invasion-fleet

MAIN ACTIVITY

Print and hand out the activity sheets (on pages 28 and 29), enough for one between two students.

Students should work through the questions in pairs, making decisions together to plan their Norman invasion campaign. Once everyone has completed the task, select a few different pairs to justify the decisions they've made during a class feedback session.

We have provided answers for the teacher on the next page. You could use this information to check student's answers and provide them with extra historical context during the feedback session.

MORE LEARNING IDEAS

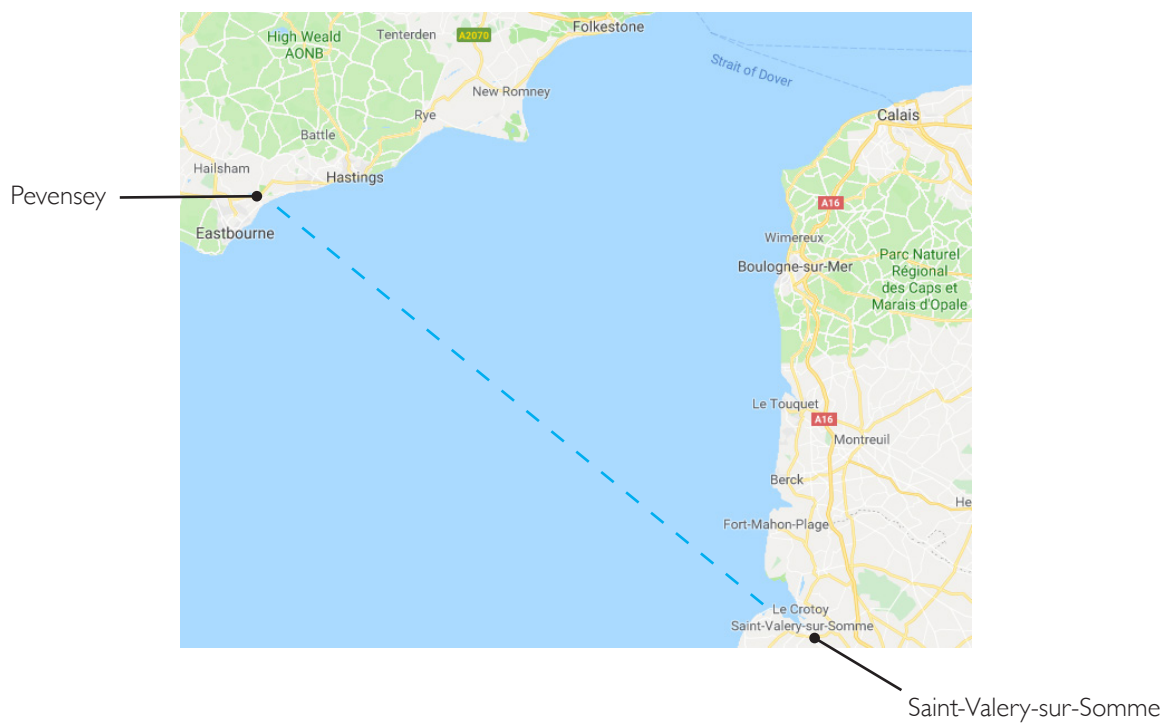
Find out more about the Norman Conquest by using our online resources: www.english-heritage.org.uk/learn/1066-and-the-norman-conquest

Watch our 'Live Schools Event with Dan Snow' (32 min 54 sec), filmed at Battle Abbey in 2016, for the 950th anniversary of the Battle of Hastings: <https://youtu.be/AOGzsBEIYFE>

I066: PLAN YOUR CAMPAIGN

TEACHERS' NOTES

1. Plan your Channel crossing using this map.



2. Pick a date to set sail.

C. 27 September 1066

On about 12 August, William's fleet assembled off the river Dives, north-east of Caen, but was stuck there for a month due to unfavourable wind. Then, on 12 September, a storm drove the fleet east to St Valéry at the mouth of the Somme, where it was stuck for another fortnight while William anxiously watched the wind gauge on the roof of the church, waiting for it to indicate a south wind. It blew at last on 27 September, and his fleet crossed the Channel during that night, landing at Pevensey the next day.

3. Order the things below, from 1 (highest priority) to 5 (lowest priority).

1. Unload horses, weapons and building materials from the ships.
2. Raid and burn nearby fields and villages, on a mission to find food and scare the locals.
3. Repair the Roman walls, dig an earth ditch, and build a temporary wooden fort to defend your position.
4. Set up an observation point to keep an eye on the surrounding area.
5. Gather troops for a motivational speech.

I066: PLAN YOUR CAMPAIGN

TEACHERS' NOTES

4. What tactics will you use to meet each of the objectives listed below?

Maintaining an active army in medieval times (keeping the troops fed and motivated) usually meant abusing enemy countryside and terrorising the people who lived there.

Objective	Tactic
A. Provide your troops with food and water	Pillage the fields and villages you march through, stealing food and crops.
B. Annoy King Harold, who owns the land you are on	Damage the enemy countryside you march through, setting fire to places as you move on. Kill anyone who gets in your way.
C. Ensure the enemy can't use local resources against you	Steal or destroy local resources. Setting fire to things you don't need is the most efficient way of doing this.
D. Satisfy your soldiers' desires for plunder (stealing)	Allow your troops to treat enemy countryside and the people who live there with contempt. Turn a blind eye to things that would normally be illegal.

PLAN YOUR CAMPAIGN



Have you got what it takes to conquer England?



Imagine you are William, the leader of the Norman army. Complete these activities to plan your invasion.

William, Duke of Normandy.

1 Plan your Channel crossing using this map. Put an X on Saint-Valery-sur-Somme (where you'll set sail from) and Pevensey (where you'll land). Now draw a dotted line between the two.



A map of the French and English coasts, with the Channel in between. Map data © 2019 Google

2 Use the weather reports below to pick a date to set sail. Your ships are completely dependent on the right wind direction (from the south).

- A. August 12 1066 – The sea is calm, the sky is blue and there is a strong breeze from the north.
- B. 12 September 1066 – The sea is very choppy and there are storm clouds overhead. There is a fresh gale blowing in from the west.
- C. 27 September 1066 – The sea is fairly rough. There is a fresh southerly breeze, gusting to a high wind in places.
- D. 9 October 1066 – The sea is very calm and there is a light air from the south.

HINT

Too much wind, not enough wind, or wind in the wrong direction will stop you from sailing.

3 Your ships land safely at Pevensey. What will you do next? **Order** the things below, from 1 (highest priority) to 5 (lowest priority).

- Repair the Roman walls, dig an earth ditch, and build a temporary wooden fort to defend your position.
- Raid and burn nearby fields and villages, on a mission to find food and scare the locals.
- Gather troops for a motivational speech.
- Unload horses, weapons and building materials from the ships.
- Set up an observation point to keep an eye on the surrounding area.

Why have you put them in this order?


.....

.....

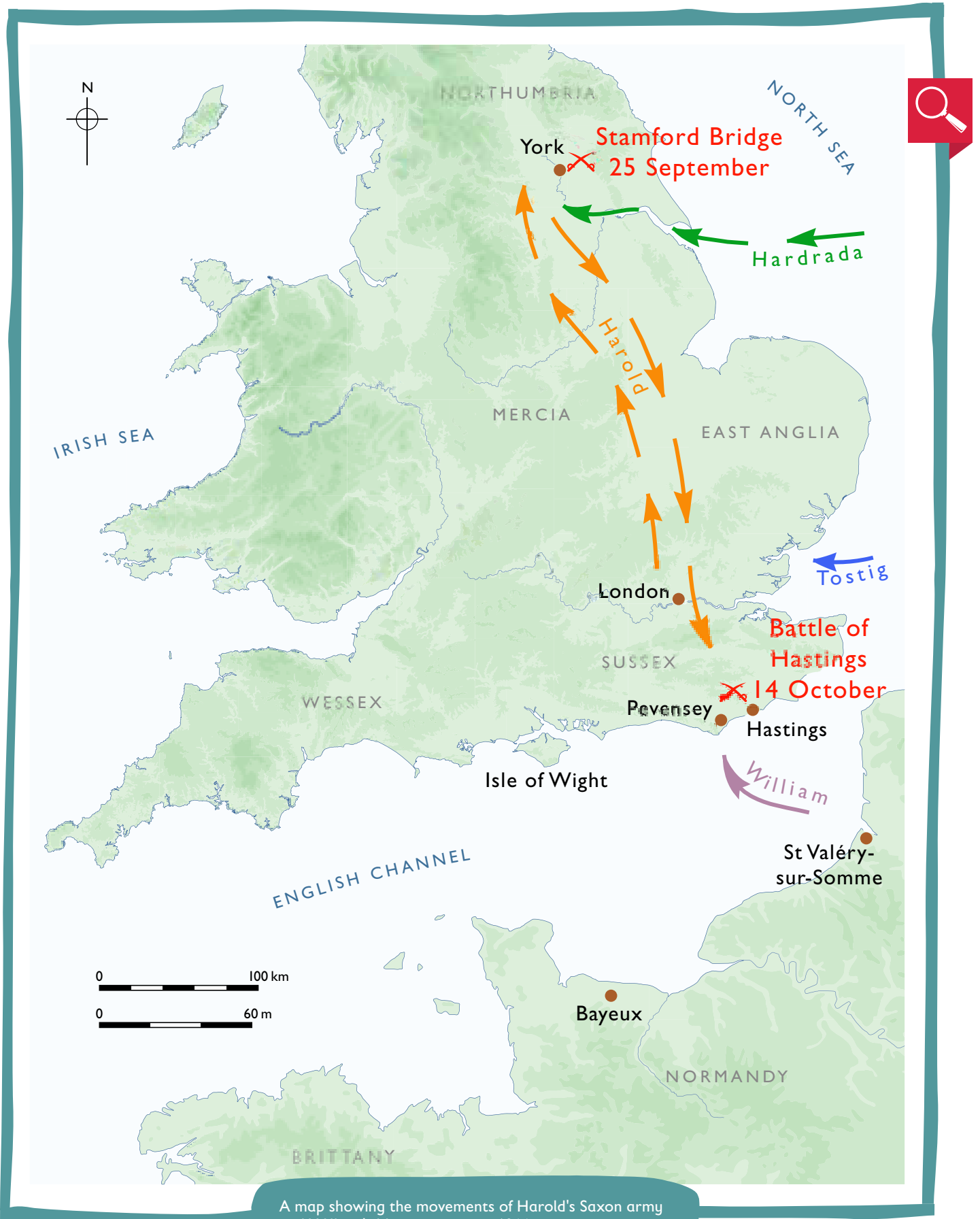
4 The next morning, you march your troops east, towards Hastings. What tactics will you use to meet each of the objectives listed below?

Objective	Tactic
A. Provide your troops with food and water	
B. Annoy King Harold, who owns the land you are on	
C. Ensure the enemy can't use local resources against you	
D. Satisfy your soldiers' desires for plunder (stealing)	

5 To find out what happened next in the story of 1066, watch this video: <https://youtu.be/wiaCId6pANI>



SOURCE 7



A map showing the movements of Harold's Saxon army and William's Norman army in 1066.